

Music

Long-term plan

Condensed

A 20-week condensed long-term plan focussing on the essential skills and knowledge of **Music**, in a shorter timescale.

N.B. This document is regularly updated to reflect changes to our content. This version was created on 20.08.2024.

Please click [here](#) to download the latest version.



Kapow
Primary™

Contents:

Short of curriculum time?	3	How does the Kapow Primary Music scheme of work support non-specialist teachers?	16
Recent changes to our Music curriculum: New curriculum strands	4	Diversity in the Kapow Primary Music curriculum	17
Recent changes to our Music curriculum: updated Key stage 1 units	5	A spiral curriculum / Is there any flexibility in the Kapow Primary music scheme?	18
How does Kapow Primary help our school to meet statutory guidance for Music?	6	Oracy in Music	19
How does Kapow Primary's scheme for music align with the National Curriculum?	7	Assessment in Music	20
How is the Music scheme of work organised?	8	Music in EYFS: Reception	21
Inter-related dimensions of music	8	Model Music Curriculum: Instrumental scheme	22
Exploring the strands	9	Guidance: How to fit in our Instrumental scheme units	23
Improvising and composing: The composition process	10	Other useful documentation	24
Notation: Reading stave notation (UKS2)	11	Suggested long-term plan: Music - Overview (All year groups)	25
Different types of knowledge in music	12	Suggested long-term plan: Music - Outline (EYFS)	26
Performing: The group practise process	13	Suggested long-term plan: Music - Outline (KS1)	27
Instrument use in school: Untuned instruments	14	Suggested long-term plan: Music (KS2)	29
Instrument use in school: Tuned instruments	15	Suggested long-term plan: Music - Outline (Instrumental scheme)	33

Short of curriculum time?

At Kapow Primary we understand that curriculum time is always tight in primary schools.

Therefore, we have created this Condensed curriculum version of our Long term plan to help those schools who want to ensure the minimum coverage of the National Curriculum, without dedicating an hour a week to Music.

Our Condensed curriculum long term plan abstracts units which cover many of the key skills and knowledge from our full curriculum in only 20 lessons.

We have ensured there is a range of musical styles covered and that the Inter-related dimensions of music (pulse, pitch, duration, dynamics, tempo, timbre, texture, structure, appropriate musical notation) are given similar attention in terms of coverage.

This version of our Long term plan could be used if teaching Music in a two-week, half termly cycle or through blocking the foundation subjects. Or it could simply be used to relieve pressure on curriculum time.

To go beyond the minimum requirements, we advise that you follow our full [Music: Long-term plan](#) or find further opportunities during the school year (or via cross-curricular planning) to deepen and reinforce the objectives, lessons and units in the condensed scheme.



Recent changes to our Music curriculum: New curriculum strands

Our music curriculum has always been designed around strands, derived from the National curriculum aims and other government guidance. These strands are essential for mapping out how students progress in different aspects of music. Here are the updated strands for 24/25:

- Listening and evaluating
- **New! Creating sound**
- **New! Notation**
- Improvising and composing
- Performing - singing and playing



The introduction of "Creating sound" as a separate strand (previously part of "Performing") aims to clarify progression in this vital component of musical development. According to the "[Striking the Right Note - the Music Subject Report](#)" (Ofsted, 2023), the most effective music teaching in schools involves gradually enhancing pupils' skills in controlling sounds, whether through singing, playing instruments, or using music technology.

"Notation" has also been defined as a standalone strand to improve progression in understanding technical music elements. Our goal is to outline clear steps for students to learn to read music notation. Even though the National Curriculum doesn't include notation learning for Key Stage 1, we think it's advantageous for pupils to start with simplified staff notation early on, such as identifying changes in pitch.

Additionally, we have refined the names of other strands to better reflect their content. "Listening" is now "Listening and Evaluating," and "Composing" has been updated to "Improvising and Composing" to capture the often spontaneous nature of creating music. The 'History of music' strand has now been incorporated into the 'Listening and evaluating' strand instead of being a strand in its own right—this reflects its natural integration where an understanding of the history of music will be developed through listening experiences.

The inter-related dimensions of music are the building blocks of music and as such, are integrated across all of our strands. To show this we have chosen to highlight the progression statements that relate to pitch, duration, dynamics, structure, texture, timbre, rhythm and pulse, rather than showing these elements as a separate progression.

Please note: These new strands will initially be incorporated into Key stage 1 lessons only for 2024/25. They will gradually be added to Lower and Upper key stage 2 for the coming years. This ensures pupils have an opportunity to develop their foundational knowledge and skills in Key stage 1.

Recent changes to our Music curriculum: Updated key stage 1 content

While we have enhanced the structure of our curriculum to better define progression in the new strands of 'Notation' and 'Creating Sound', the fundamental content of our Key stage 1 lessons remains consistent. These units now place greater emphasis on the technical aspects of music, integrating these new strands effectively.

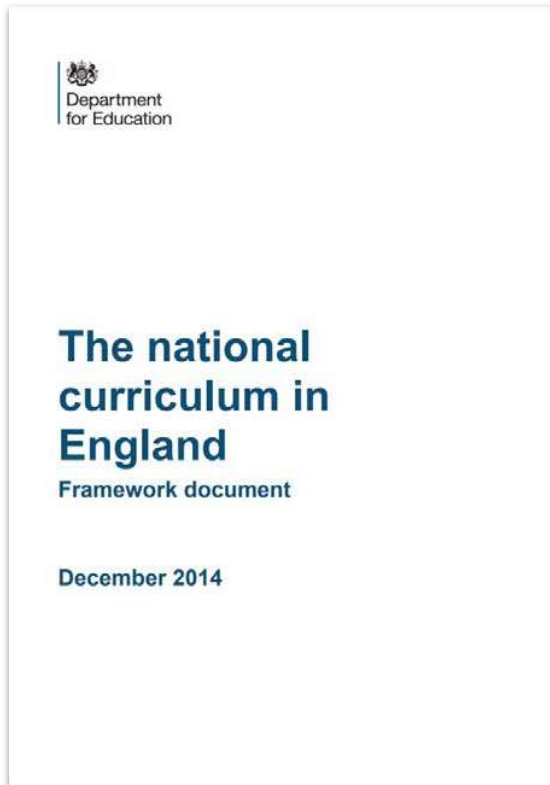
Additionally, we've refined our approach to introducing the inter-related dimensions of music, opting to gradually introduce these concepts and prioritise the development of tacit knowledge over declarative knowledge in the Early Years Foundation Stage and Key stage 1.

In Key stage 1, pupils develop a solid understanding of pulse, rhythm, dynamics, and tempo, and they begin to learn about musical structure. Other inter-related dimensions of music are introduced more fully in Key stage 2. At Key stage 1, pupils are not necessarily expected to name these elements, but they should be able to recognise and discuss them in simpler terms. As we focus more on individual inter-related dimensions, you might also notice that this approach has influenced how the units are named and their sequencing.

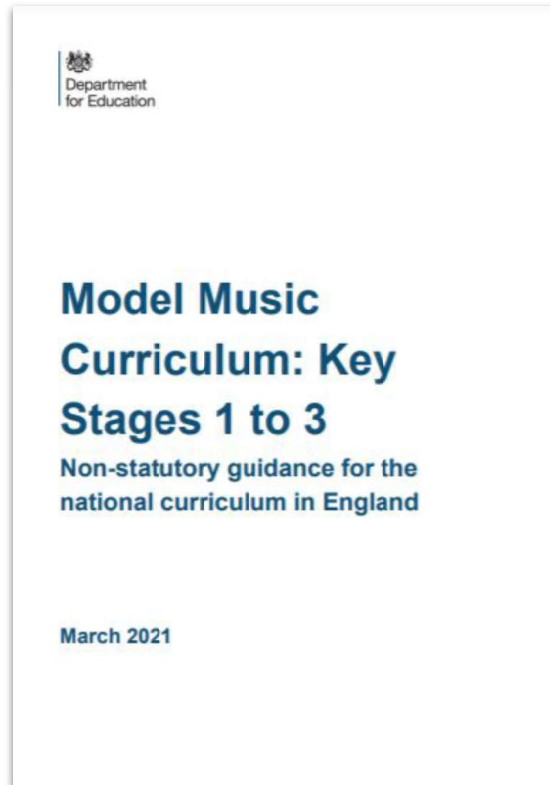
Previous unit titles and sequencing	New unit titles and sequencing
<p>Y1</p> <p>Unit 1 Pulse and rhythm (All about me)</p> <p>Unit 2 Musical vocabulary (Under the sea)</p> <p>Unit 3 Timbre and rhythmic patterns (Fairytale)</p> <p>Unit 4 Pitch and tempo (Superheroes)</p>	<p>Y1</p> <p>Unit 1 Keeping the pulse (My favourite things)</p> <p>Unit 2 Sound patterns (Fairytale)</p> <p>Unit 3 Pitch (Superheroes)</p> <p>Unit 4 Musical symbols (Under the sea)</p>
<p>Y2</p> <p>Unit 1 West African call and response (Animals)</p> <p>Unit 2 Orchestral instruments (Western traditional stories)</p> <p>Unit 3 Musical me</p> <p>Unit 4 Myths and Legends</p>	<p>Y2</p> <p>Unit 1 Call and response (Animals)</p> <p>Unit 2 Instruments (Musical storytelling)</p> <p>Unit 3 Structure (Myths and Legends)</p> <p>Unit 4 Pitch (Musical me)</p>

How does Kapow Primary help our school to meet the statutory guidance for Music?

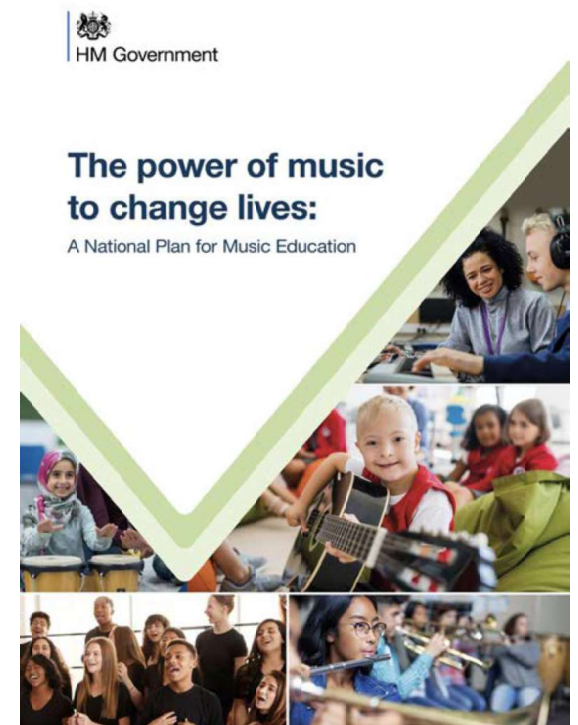
Our scheme of work fulfils the statutory requirements for computing outlined in the **National Curriculum (2014)** and follows the principles outlined in the non-statutory [Ofsted Research review series: Music](#) and **HM Government's National Plan for Music** which explains how to build on the Department for Education's **Model Music Curriculum (2021)** to deliver high quality music in schools. For more information please see our [Guide: Model music curriculum alignment](#).



© Crown copyright 2013



© Crown copyright 2021



© Crown copyright 2021

How does Kapow Primary's scheme for Music align with the National Curriculum?

Our scheme of work fulfils the statutory requirements of the **National Curriculum (2014)**. The National Curriculum for Music aims to ensure that all pupils:

★ Perform, listen to, review and evaluate music across a range of historical periods, genres, styles and traditions, including the works of the great composers and musicians

★ Learn to sing and to use their voices, to create and compose music on their own and with others, have the opportunity to learn a musical instrument, use technology appropriately and have the opportunity to progress to the next level of musical excellence

★ Understand and explore how music is created, produced and communicated, including through the inter-related dimensions: pitch, duration, dynamics, tempo, timbre, texture, structure and appropriate musical notations.

From these aims, we have identified five strands which run throughout our scheme of work:

Listening and evaluating

Creating sound

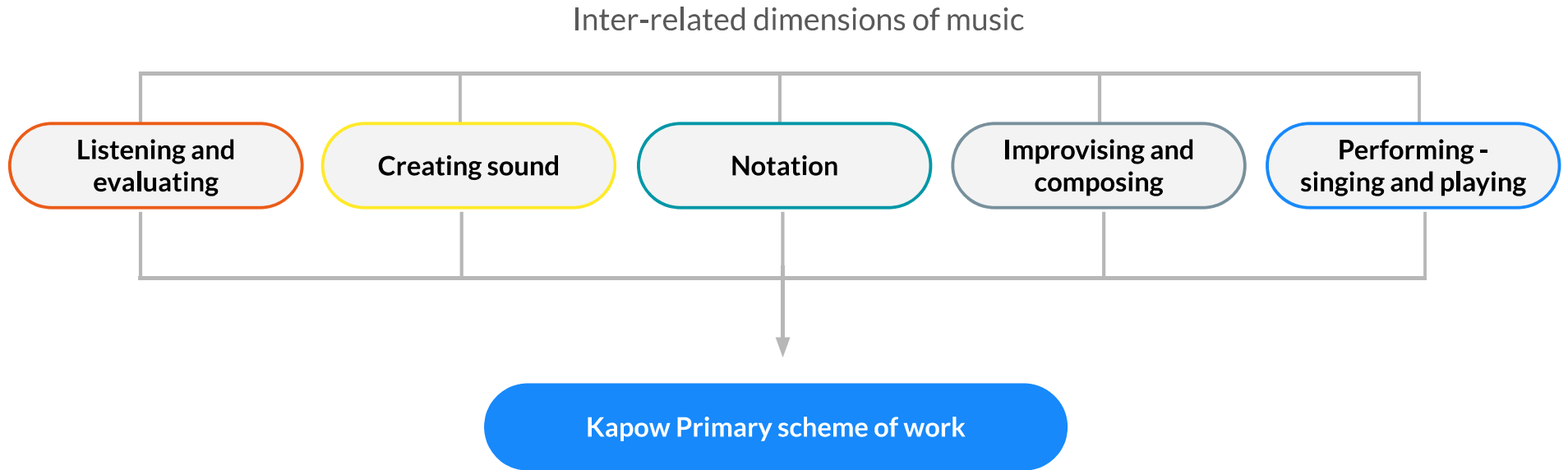
Notation

Improvising and composing

Performing - singing and playing

Our [National curriculum mapping](#) document shows which of Kapow Primary's condensed units cover each of the National Curriculum Attainment targets as well as each of our six strands. National Curriculum links are also on each individual lesson plan, along with cross-curricular links to other subjects.

How is the Music scheme of work organised?



Inter-related dimensions of music

The inter-related dimensions of music are:

- Pitch
- Duration (including pulse and rhythm)
- Dynamics
- Tempo
- Timbre
- Texture
- Structure
- Appropriate musical notation



The inter-related dimensions, often known as the building blocks of music, are integral to all strands of our scheme of work.

To clearly demonstrate their presence throughout, we colour code these foundational elements in pink across all strands in the [Progression of knowledge and skills – condensed](#) document.

Exploring the strands.

Listening and evaluating

Listening to music is important to develop an appreciation for music but listening with a critical ear also allows pupils to recognise how music is constructed and how it impacts the listener.

Listening and evaluating is therefore the precursor to **Improvising and composing** and **Performing**.

By exposing pupils to a diverse range of music from various cultures and historical periods, this strand also fosters an understanding of the history of music.

Creating sounds

Learning technical proficiency with an instrument takes time, and the ability to create and control sound is fundamental to making music.

This proficiency requires knowledge of specific instruments, including how to hold and play them, as well as the development of fine (and sometimes gross) motor skills and postural awareness.

When it comes to singing, controlling breathing and voice modulation to create dynamic contrasts is crucial.

Notation

In order to compose and perform longer pieces of music, pupils need to understand notation as a means of communicating musical ideas.

They will learn that the position of notes on the staff indicates their pitch, and that the symbols used represent the duration of each note or rest.

Our aim is for pupils to be able to 'work out' how to read a simple piece of music from a given starting note by applying the principles of staff notation, rather than reading music by sight or simply memorising musical pieces. See [here](#) for more information.

Improvising and composing

Improvisation in music involves creating music spontaneously, without prior planning or written notes. This helps pupils build confidence, express themselves freely, and develop flexibility in their musical thinking.

Composition tasks require students to plan and structure their musical ideas. This structured approach strengthens their ability to organise thoughts systematically and often use notation to record their ideas.

Find out more about the composing process [here](#).

Performing - singing and playing

Performing provides pupils with a practical reason to hone and apply their musical skills.

It promotes group practice and collaboration, as pupils work together to achieve an aim.

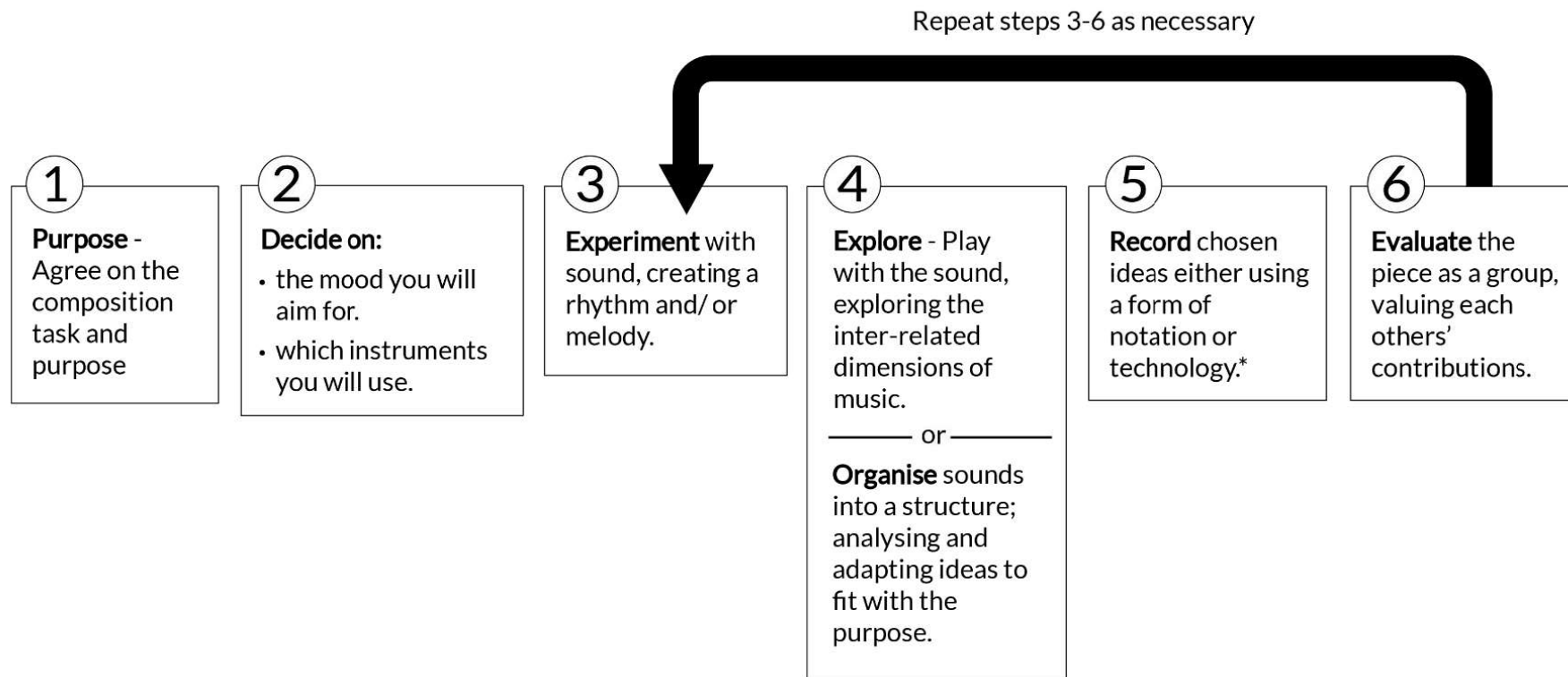
This experience not only boosts pupils' confidence and self-esteem but also enhances their awareness of themselves and others within the group.

Find out more about the group practising process [here](#).

Improvising and composing - The composition process

Improvisation in music involves spontaneously creating music without prior planning or written notes. This practice helps pupils develop confidence, expression, and flexibility. In contrast, formal composition tasks require students to plan and structure their musical ideas, teaching them about form, dynamics, and the cohesive development of themes. This structured approach enhances their ability to organise thoughts systematically and use musical notation to record their ideas. The process of composing music engages students in an iterative process where they evaluate their choices and the impact of their work.

This chart is designed to help teachers and older pupils work methodically through the composition process and develop independence in doing so.



*As pupils compose longer pieces, they may need to record decisions made, melodies composed etc. This could be done at any part of the process to relieve working memory.

Notation: Reading stave notation (UKS2)


The Model Music Curriculum suggests that by the end of Year 6, pupils should be able to 'read and play from notation a four-bar phrase, confidently identifying note names and durations.' Our curriculum is designed to support children in achieving this standard by teaching them the fundamental principles of music notation, enabling them to work out the notes in a short phrase of music, rather than just recognising them by sight.

In order to read a short phrase of music, pupils should first be prompted to consider duration and identify the rhythm of the piece, before incorporating pitch and finally combining the two elements together (see below).

Understand how many beats in each bar.

Examine where the long sounds are.

Slowly count in and clap the rhythm. Repeat until confident.



Examine the pitch, are there any notes that stay the same or are there any leaps?

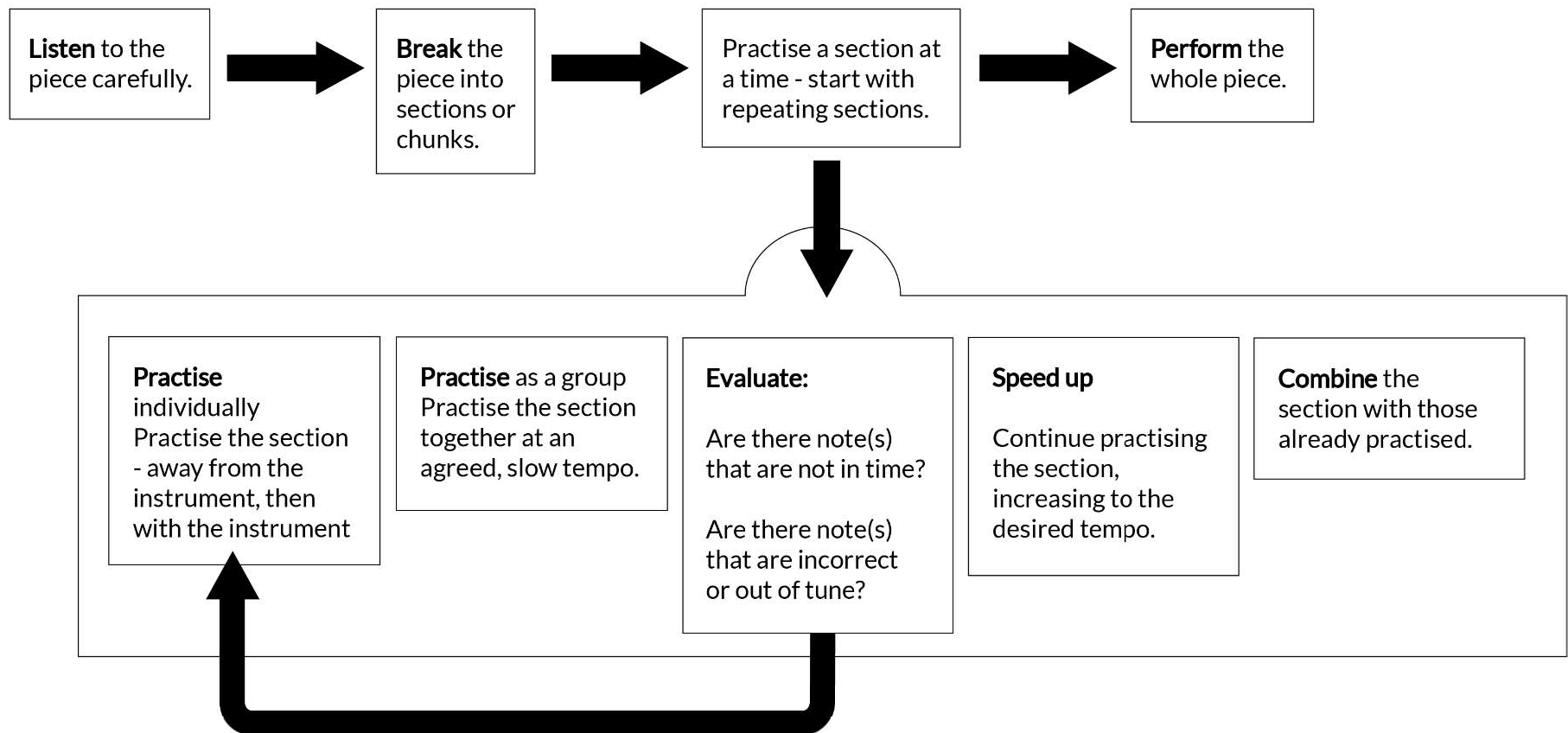
Play the starting note and try to sing/hum the pitch.

Sing/hum the pitch whilst doing silent practice on instrument.

Slowly combine the pitch and rhythm, with a count in.

Performing - The group practise process

In order to perform a piece of music confidently as a group, focused group practise time is essential. This chart can help teachers and older pupils to use practise time more effectively.



Different types of knowledge in music

The Ofsted research review series: music, states that pupils learn in music by acquiring three types of knowledge: tacit, procedural or declarative.

Substantive knowledge

Declarative knowledge - 'knowing that'

This is the factual information and concepts pupils learn that can be clearly stated or 'declared.' It includes:

- Being able to name musical instruments and their characteristics.
- Understanding musical terminology, such as pitch, tempo, rhythm etc.
- Naming symbols used in musical notation and what they represent.
- Knowing about musical styles and genres and their cultural and historical background.
- Knowing about significant figures in music.

This type of knowledge is most often developed in our '**Listening and evaluating**' and '**Notation**' strands.

Disciplinary knowledge

Procedural knowledge - 'knowing how'

Playing music is a skill, but to be able to competently perform that skill, musicians undoubtedly have many elements of procedural knowledge such as:

- How to hold the instrument correctly.
- How to produce different sounds with the instrument.
- How to read the notation in front of them.
- How to play a melody in time.

There is a crossover between tacit and procedural knowledge - to some extent this procedural knowledge may be gained instinctively but it may not, or it may need refining, and our Kapow curriculum details when procedural knowledge will be explicitly taught to pupils.

Procedural knowledge is most often developed in our '**Creating sound**,' '**Improvising and Composing**' and '**Performing**' strands.

Tacit knowledge - 'knowing intuitively'

Much of the knowledge gained in music learning is gained through experience of music and informal listening, not through direct instruction. Tacit knowledge can be both substantive or disciplinary and includes:

- Developing a natural sense of rhythm and melody, demonstrated by an ability to clap along to the pulse of the music.
- Learning how to hold instruments through hands-on experience.
- Understanding pitch and tone in singing through practise and imitation.
- Instinctively moving to music, showing an understanding of rhythm and expression through their bodies.
- Understanding that music can evoke feelings, by listening and reacting to different types of music.

In the Kapow Primary curriculum, there are many opportunities for pupils to develop this tacit knowledge. In EYFS (Reception) and Key Stage 1, children are encouraged to explore instruments, sound and emotions and as they develop musically, this tacit knowledge is refined with more explicit instruction. Tacit knowledge is most often developed in our: '**Listening and evaluating**,' '**Creating sound**' and '**Improvising and composing**' strands where pupils develop an intuitive understanding of music.

Instrument use in school: Untuned instruments

Untuned instruments are musical instruments that do not produce varied pitches or notes when played. This means they generally cannot play melodies or harmonies. Instead, untuned instruments are used to keep the pulse or add rhythm and texture to music. Through using the instruments in Group A, pupils develop their bilateral motor skills, as they use both hands and one hand has to cross the mid-line of their body. The instruments in Group B, develop pupils gross motor skills.

Group A

These are instruments that are particularly useful for keeping a beat.



claves




woodblock



drum



güiro



triangle

Group B

These are instruments that are particularly useful for adding expressive texture.



tambourine



egg shakers



maracas




rainstick

Instrument use in school: Tuned instruments

Tuned instruments, also referred to as pitched instruments, are designed to produce specific pitches or notes, enabling them to perform melodies. The Group C instruments listed here are played by striking, necessitating precise hand-eye coordination and careful control over the force exerted by the hands. For more complex compositions, these instruments may also demand bilateral coordination, requiring simultaneous and coordinated use of both sides of the body. Group D instruments necessitate a deeper understanding of how finger placement affects notes, as well as dexterity, making them slightly more complex in terms of learning the basic skills needed to produce and control pitches.

Group C



xylophone




glockenspiel



piano/
keyboard



hand bells



chime bars

Group D



ukulele



recorder

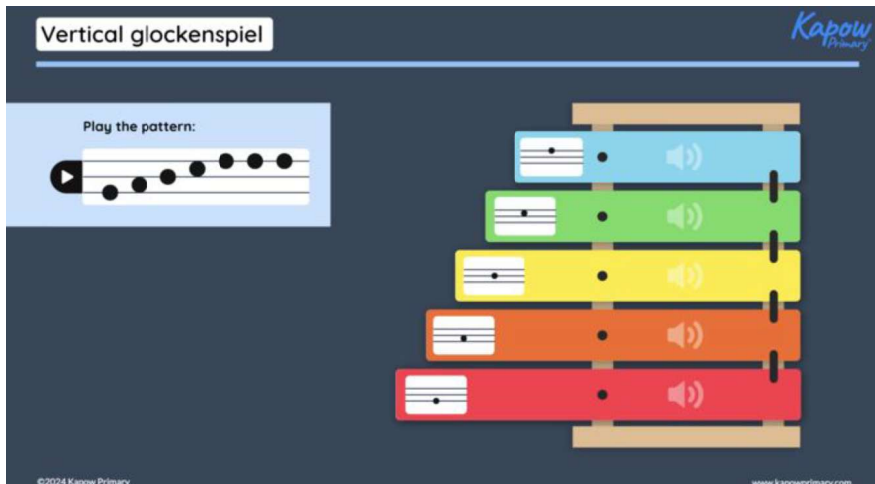
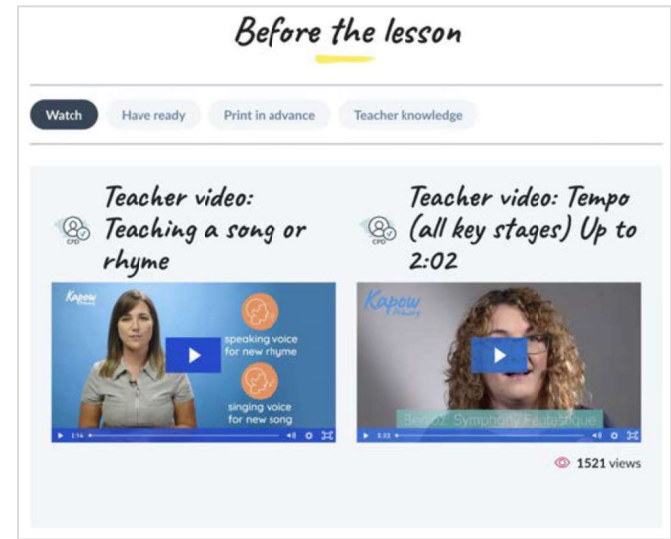
If a music hub is brought in to teach your instrumental scheme, pupils may learn these instruments as part of the scheme. Subsequently, the skills acquired should be applied in future lessons where appropriate.

How does the Kapow Primary Music scheme of work support non-specialist teachers?

Before the lesson

Kapow Primary lessons give Music CPD at the point of need, with Teacher videos included in the *Before the lesson* section of the lessons. These videos develop teachers' subject knowledge, model certain activities and gives tips about how to manage the upcoming lesson.

Many lessons also include written tips and information that can be easily referred to while teaching.



Classroom presentations

Our updated classroom presentations are designed to assist teachers in confidently demonstrating and explaining the inter-related dimensions of music.

These presentations include interactive elements such as audio clips, visual aids, and drag-and-drop features. These tools allow teachers to actively demonstrate musical concepts, providing a more engaging and comprehensive learning experience.

Diversity in the Kapow Primary Music curriculum

In the main scheme we include:

- A wide range of music from every continent in the world.
- Discrete units on [Indian classical music](#), [Samba](#), and [South and West Africa](#).
- A wide variety of musical genres studied including: folk, pop, jazz, baroque, blues and rock and roll.
- Both contemporary and traditional music.
- Representation of composers and musicians from diverse ethnic backgrounds.
- Representation of both male and female musicians.

You can download the [Music: List of songs, artists and composers](#) to see the specifics.

In the instrumental scheme we include:

- Only one western form of music represented - minimalism (which in itself is heavily influenced by non-Western traditions).
- Discrete units on Calypso, Salsa, Gumbboot dancing, Bollywood, and Gamelan music - exploring each musical tradition in depth.
- Discussion of broader issues e.g. slavery and the impact of movement of peoples on the development of musical styles.



A spiral curriculum

Kapow Primary's Music scheme has been designed as a spiral curriculum with the following key principles in mind:

- ✓ **Cyclical:** Pupils return to the same skills and knowledge again and again during their time in primary school.
- ✓ **Increasing depth:** Each time a skill or area of knowledge is revisited it, is covered with greater depth.
- ✓ **Prior knowledge:** Upon returning to a skill, prior knowledge is utilised so pupils can build upon previous foundations, rather than starting again.



Is there any flexibility in the Kapow Primary music scheme?

Our Music scheme of work is organised into units.

Within each unit, lessons must be taught in order as they build upon one another.

Within Key stage 1, units should be taught in the order suggested on this long-term plan as they build progressively. In Key stage 2, there is more flexibility and across a single year group, units themselves do not need to be taught in the suggested order.

This flexibility allows schools to adapt the planning to suit their school and to make use of cross-curricular links available.

N.B Units should not be moved between year groups, unless you are following our guidance for mixed-age planning. This is because pupil progression will be compromised.

Please note that our Instrumental scheme is progressive and units and lessons must be taught in order.

Oracy in Music

'Oracy is the ability to speak eloquently, to articulate ideas and thoughts, to influence through talking, to collaborate with peers and to express views confidently and appropriately.'

Oracy refers both to the development of speaking and listening skills, and the effective use of spoken language in teaching and learning. It is to speech what literacy is to reading and writing, and numeracy is to Maths.'

Speak for Change: Final report and recommendations from the Oracy All-Party Parliamentary Group Inquiry.

Learning *through* talk

At Kapow Primary, we believe it's crucial to provide pupils with opportunities for exploratory talk during their learning. This involves thinking aloud, questioning, discussing, and collaboratively building ideas.

Learning *to* talk

Similarly, developing oracy skills is essential for pupils to express and articulate themselves effectively across various contexts and settings, including formal ones like public speaking, debates, and interviews.

Through our Music curriculum, pupils have opportunities to develop their oracy skills by:

- Rehearsing as a group and singing as an ensemble.
- Listening with concentration and providing feedback about other children's and composers' work.
- Expressing opinions respectfully.
- Collaborating in a group.
- Discussing composition or personal preferences using musical vocabulary.
- Reasoning about instrument choices and justifying choices of instruments or sounds in compositions using musical vocabulary.
- Modifying tone of voice.
- Building confidence when using their voice.



Assessment in Music

Formative assessment

Every lesson in Years 1-4 begins with the 'Recap and recall' section (coming soon to UKS2!) which is intended to allow pupils retrieval practice of key knowledge relevant to the upcoming lesson. This section also provides teachers with an opportunity to make informal judgements about whether pupils have retained prior learning and are ready to move on.

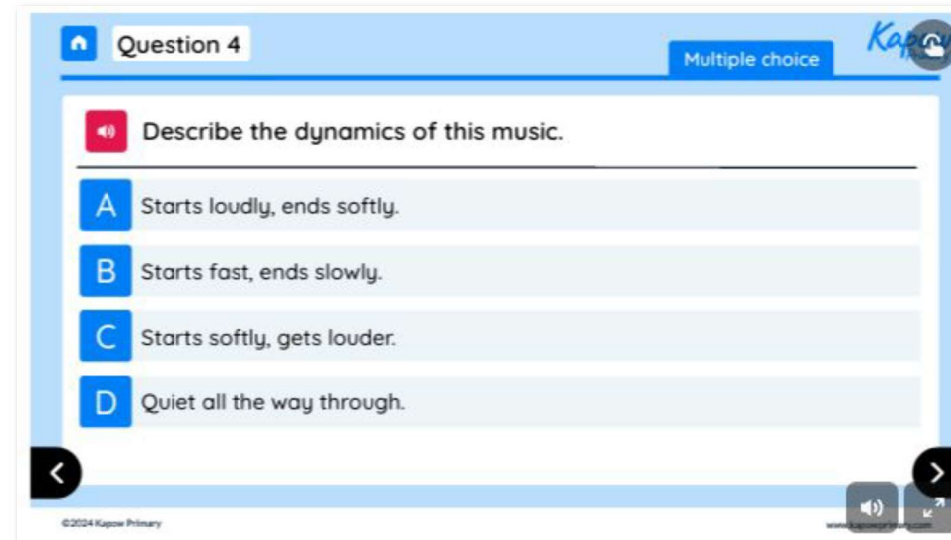
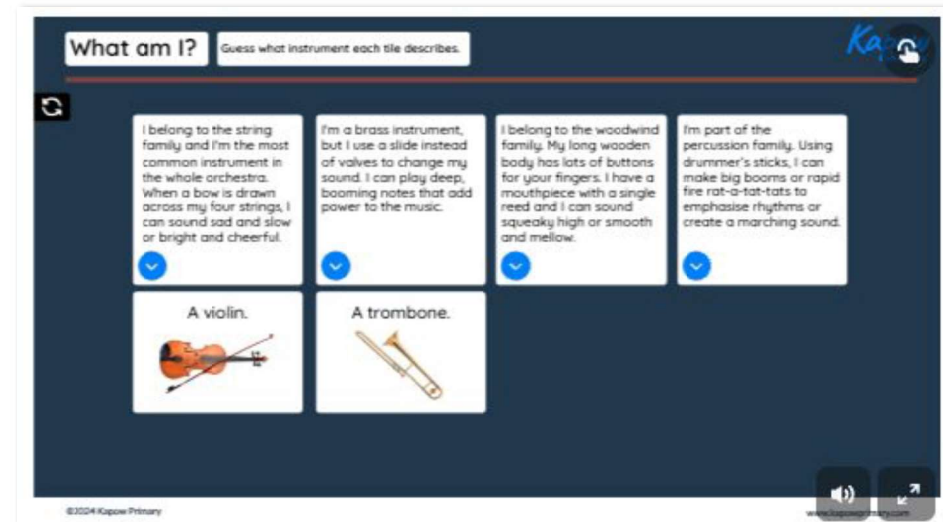
Each lesson contains the 'Assessing progress and understanding' section which helps teachers to identify those pupils who are secure in their learning or working at a greater depth in each lesson. These assessments can then be recorded on our [Music: Assessment spreadsheet](#) which supports the teacher in identifying gaps in learning amongst the class or for individual pupils.

Summative assessment

Each unit of work assesses children's understanding and retention of key knowledge using an assessment quiz with multiple choice questions and one open-ended question. Quizzes feature audio clips to ensure that pupils are able to apply their knowledge.

Assessment quizzes offer teachers valuable summative records, serving as evidence of pupil progression throughout the year and as they transition between key stages.

Recording pupils during practice and performance sessions is also beneficial. These recordings allow teachers to review performances or group practise at their convenience, focusing on different pupils to identify strengths and areas for improvement. Additionally, such recordings provide a useful documentation of progression over time.



Music in EYFS: Reception

Our Music Early Years Foundation Stage (Reception) activities are designed to target Development matters 'Expressive Arts and Design' statements and also fully integrated with the Kapow Primary Key stage 1 and 2 curriculum for Music offering a unified approach to teaching music in EYFS.

Clear progression between EYFS (Reception) and Key stage 1 content can be seen by looking at our [Progression of knowledge and skills](#) document, where component knowledge and skills are outlined across our strands ([Listening and evaluating](#), [Creating sound](#), [Notation](#), [Improvising and composing](#), [Performing](#)) from EYFS (Reception) through to Year 6.

Our Music EYFS (Reception) units are not designed to be taught in a set order. Instead, they feature flexible, small-step activities, allowing teachers to personalise lessons to fit in with their chosen themes or topics. The 'Celebration music' unit consists of lessons which could be taught throughout the year when studying the festivals Diwali, Hanukkah, Kwankzaa and Christmas, for example.

Watch our '[Creating a musical learning experience videos](#)' and read our guidance '[Music within your ongoing provision](#)' for ideas on how you can create a Early years environment conducive to music learning.



Model Music Curriculum: Instrumental scheme

The DfE's Model Music Curriculum 2021 states that:

'In Years 3 or 4, it is recommended that each class should start a whole-class instrumental programme lasting a minimum of one term...Opportunities for development should continue beyond the mandatory term.'

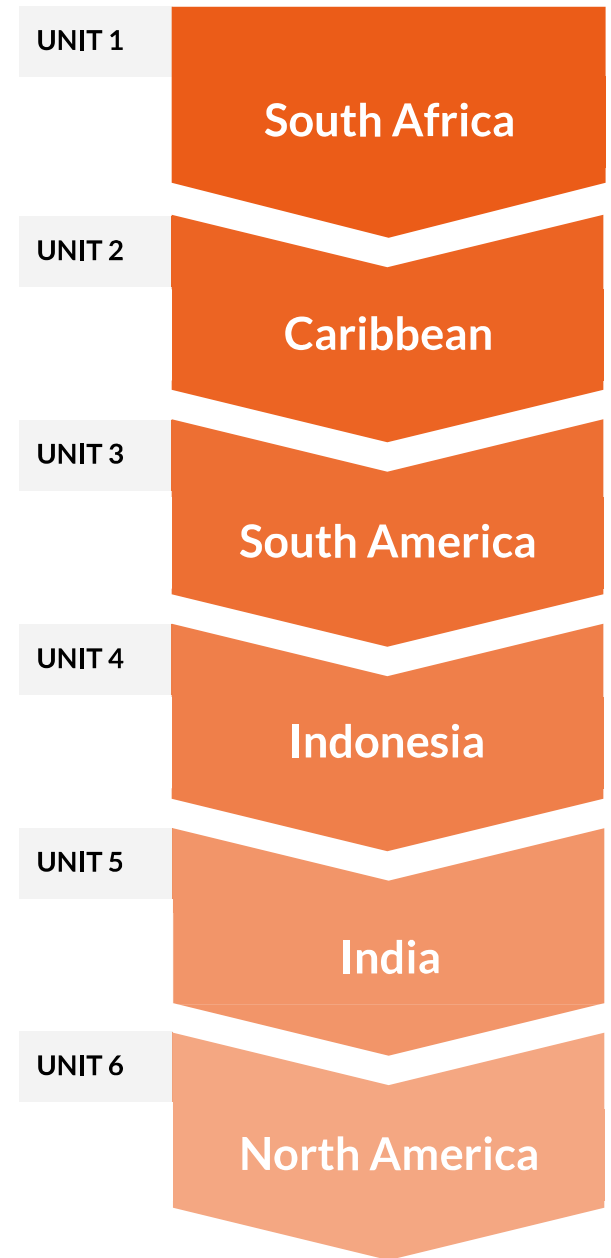
At Kapow Primary we have created an Instrumental scheme which is a progressive scheme of 6 units (30 lessons) and accompanying teacher videos.

Each unit of lessons focuses on music from a different part of the world and features a bespoke piece of music composed specifically for the scheme and includes sheet music, performance and backing tracks.

The lessons are written for tuned percussion instruments because: they are accessible for non-specialists to teach and are effective for learning notation because the note names are written on the bars and are already available in many schools.

If you are following our **Music: Long-term plan – condensed** and would like to include a whole-class instrumental programme, we suggest that you teach only two units of the instrumental scheme in Year 3 and/or Year 4 alongside the following two units from our main scheme:

	Unit 1	Unit 2	Unit 3	Unit 4
Year 3	Instrumental scheme: South Africa	Developing singing technique (Theme: The Vikings)	Instrumental scheme: Caribbean	Pentatonic melodies and composition (Theme: Chinese New Year)
Year 4	Instrumental scheme: South Africa or South America	Body and tuned percussion (Theme: Rainforests)	Instrumental scheme: Caribbean or Indonesia	Changes in pitch, tempo and dynamics (Theme: Rivers)



Other useful documentation

There are a number of key documents which can support you in planning our **Music** scheme of work.

- ✓ [National curriculum mapping](#)
 - Shows how our scheme of work meets the National Curriculum requirements. The units included in the condensed curriculum are marked with an asterisk.
- ✓ [Progression of skills and knowledge document - Condensed version](#)
 - Shows how understanding and application of key concepts and skills builds year on year.
- ✓ [List of songs, artists and composers](#)
- ✓ [Music resource lists](#)
- ✓ [Assessment spreadsheet](#)
- ✓ [Intent, Implementation, Impact statement](#)
- ✓ [Music key skills and knowledge by unit](#)

New for 2024/25! This Music long-term plan has recently been updated to reflect refreshed content. See [here](#) for more information. Links will be added as refreshed units are published.

	Unit 1	Unit 2	Unit 3	Unit 4
EYFS	Exploring sound	Music and movement	Transport	Big band
Year 1	Keeping the pulse (My favourite things)	Sound patterns (Fairytale)	Pitch (Superheroes)	Musical symbols (Under the sea)
Year 2	Call and response (Animals)	Instruments (Musical storytelling)	Structure (Myths and legends)	Pitch (Musical me)
Year 3	Ballads	Developing singing technique (Theme: The Vikings)	Pentatonic melodies and composition (Theme: Chinese New Year)	Traditional instruments and improvisation (Theme: India)
Year 4	Body and tuned percussion (Theme: Rainforests)	Changes in pitch, tempo and dynamics (Theme: Rivers)	Samba and carnival sounds and instruments	Adapting and transposing motifs (Theme: Romans)
Year 5	Composition notation (Theme: Ancient Egypt)	Blues	South and West Africa	Composition to represent the festival of colour (Theme: Holi festival)
Year 6	Dynamics, pitch and tempo (Theme: Fingal's Cave)	Theme and Variations (Theme: Pop art)	Baroque	Composing and performing a Leavers' Song

This page shows the latest updates to this document.

Date	Update
29.07.22	Changes made to Instrumental scheme guidance (p. 7) to make it clearer how to combine with the Condensed Long-term plan.
20.09.22	Title of Y2 unit changed to reflect changes to the website (p.9)
18.07.23	Change to Reception and Year 6 suggested units. (p.9).
20.10.23	Information added about how Kapow Primary supports non-specialist teachers (p. 5) and Diversity within the Kapow Primary curriculum (p.6).
21.11.23	Information added about which units to use alongside the instrumental scheme in Year 4 (p.9).
10.07.24	Updated to reflect upcoming updates to units in KS1 (p.9 and p.12). Added a page about oracy in Music on p.7. Change to information about the flexibility of the scheme (p. 9).
20.08.24	Extensively updated to reflect the updated music curriculum with new information pages added.